

4 Series

Compact Utility Tractor



JOHN DEERE



THE POWER OF 4 IS RISING

Introducing our latest 4 Series tractor. [See page 11.](#)



4052M Tractor with a canopy, front loader and wheel weights. ShadePro Canopy with optional fan is even cooler. **See page 4.**



4075R Tractor with 440R Mechanical Self-Leveling Loader (MSL), cab, heat and A/C and pallet forks. **See page 8.**



TractorPlus™ app. Better tools. Better information. With the TractorPlus™ App you'll get maintenance recommendations, tutorial videos and more. Available on all 4 Series Tractors. Download at the Apple Store or at Google Play.

The Smart Connector option enhances the user experience of the TractorPlus™ app by adding several features that help operators use and maintain equipment more efficiently.



4066M Heavy Duty with Catagory 2 Implement Versatility. **See page 6.**

Table of Contents:

4M Tractors	4-5
New 4M HD Tractors	6-7
4R Tractors	8-9
Implements and Attachments	10-13
Warranty and Specifications	14-15

THE POWER OF 4. UNLEASHED.

Warning: the power you will find inside these pages may well be the jolt you need to take a drive to your John Deere dealer and sit down in the seat of a 4 Series Compact Utility Tractor. Yes, the lineup is that powerful. There are nine models to choose from:

- **The 43.1 HP (31.7 kW) 4044M, 51.5 HP (37.9 kW) 4052M and 65.9 HP (48.5 kW) 4066M Tractors** have power and simplicity. To the power of 4. These open station models feature a standard PowrReverser™ Transmission designed to help make short work of loader work, with an easy forward/reverse lever mounted to the left of the steering column. The standard 4-Wheel Drive and tough Yanmar® diesel engines are essential. Learn all about it on [page 4](#).
- **The 51.5 HP (37.9 kW) 4052M Heavy Duty and 65.9 HP (48.5 kW) 4066M Heavy Duty Tractors** are all strength and versatility. To the power of 4. The standard eHydro™ Transmission, four work lights and low Roll Over Protection Structure (ROPS) hinge point on these open station models allow for efficient work in dim, tight spaces while the standard Category 1, 2 Three-point Hitch can fit a wide array of attachments without any costly aftermarket enhancements to switch between the two. Perfect for the most heavy duty jobs. Check it out on [page 6](#).
- **The 43.1 HP (31.7 kW) 4044R, 51.5 HP (37.9 kW) 4052R, 65.9 HP (48.5 kW) 4066R and 74.3 HP (55.4 kW) 4075R Tractors** are top of the line. To the power of 4. You'll get the eHydro Transmission with TwinTouch™ pedals, eThrottle™, SpeedMatch™, LoadMatch™, and Cruise Control for efficiency. The works. All standard. The options are powerful. Starting with the optional Cab with Heat and AC. Check it out on [page 8](#).



A POWERFUL DEALER NETWORK IS HERE TOO.

Got a question? Can't decide which tractor is right for you? Talk to your local John Deere dealer. Your dealer is knowledgeable about landscaping, property care and 4 Series Tractors. Together, you two will find what you need.

Until then, page after page, check out the innovations and exceptional engineering to tackle any task quickly and easily. Or visit us at JohnDeere.com/4Series or JohnDeere.ca/4Series. Talk to your local dealer today.

THE 4M TRACTOR

Strength and Simplicity. To the Power of 4.

4M Tractors deliver dependable, economical power for work on landscape jobs, farms, horse operations, recreational properties and in municipal fleets.

Choose from three open station models. The 43.1 HP (31.7 kW) 4044M, 51.5 HP (37.9 kW) 4052M and 65.9 HP (48.5 kW) 4066M all feature 4-wheel drive and a tough, 4-cylinder Yanmar® diesel engine with an ample torque reserve.


And that's just for starters.

What's standard
is powerful



The optional 400E Front Loader transports mulch, soil or gravel.






Serviceability is strong.
A 200-hour oil change interval. A sliding front grill to service the battery and radiator. Convenient spots to check engine and hydraulic oil levels.

The PowrReverser™ transmission.
This 12F/12R gear drive transmission features a reverser lever located by the left side of the steering wheel for direction changes with a foot throttle to free hands for loader work, steering and direction changes.

Folding ROPS (Roll Over Protective Structure).
Keep it up and keep safe.

Great rear hitch capacity. The big, 15.9 gal/min (60.2 ltr/min) hydraulic pump offers power for fast loader cycles, responsive power steering, heavy 3-point-hitch lifts, and great backhoe performance.



Planetary final drives are the same as the design used on our high-horsepower John Deere tractors, offering exceptional reliability by spreading the load over three gears.



John Deere wet disk brakes are oil-cooled, so they virtually never wear out. And they almost never need adjusting. Work them hard, they can take it.



Differential Lock for exceptional traction gets you out of slick spots. Simply step on the foot pedal to send power equally to both rear wheels, which helps if one wheel starts spinning.



The optional e-Hydro transmission.
With TwinTouch™ pedals, LoadMatch™, to help prevent stalls if the torque load increases on the engine, MotionMatch™, to control how quickly you accelerate or decelerate and a Cruise Control option. Just like in a car.



iMatch™ Quick Hitch
Hooking up a rear implement? With iMatch™ Quick Hitch simply back in, lift up, lock down, and drive away.



Canopies
Beat the sun and inclement weather. Canopy is installed to the ROPS. Available in metal and ABS plastic.

THE 4M HEAVY DUTY TRACTOR

Strength and Versatility. To the Power of 4.

Get a load of these impressively powerful and rugged John Deere 4M Heavy Duty Compact Tractors. The heavy-duty axle provides the strength to carry heavy loads on construction sites, clear land, and timber, and maintain acreage and farms. These tough, versatile machines were made for any heavy duty job that needs doing.

Choose from two open station, diesel, 4-wheel drive models: The 51.5 HP (37 kW) 4052M Heavy Duty and 65.9 HP (48.5 kW) 4066M Heavy Duty Tractor.



Category 2 Implements are no problem here. Attach AG Suitcase front weights to tractor for proper ballasting.

What's standard is strong and remarkably versatile

Rugged, rust and dent-resistant composite hood. Leave the dents and rust that expose your engine to the elements to metal hoods.

The Brush Guard and Front Weight Support. For protection and to be ready for when you need weight up front to counterbalance heavy implements in the back if your front loader is off.



The Factory Installed Hydraulics. Toward the rear and right side for exceptional all-around tractor and implement performance.






The Roll Over Protection System (ROPS) with a low hinge point. For storing in low-clearance areas like a shed or garage. Raise when operating.

Independent PTO with modulated engagement. A modulated, wet disk clutch engages the PTO. Simply pull up on the yellow knob and the PTO gently engages.

The LED work lights. To illuminate any low light environment. Start earlier and keep working later.

The big tires with the deep tread. Designed for work in muck and mud. The lug capacity is strong. For when slipping and sliding is not an option.

The Category 1, 2 Three-Point Hitch. Simplifies implement management. Switch out Category 1 Implements and Category 2 Implements quickly and easily without hard-to-manage add-ons.



The 4066M Heavy Duty features 51.9 PTO HP (38.7 kW) and the 4052M Heavy Duty has 40.8 PTO HP (30.5 kW). To power Category 1 or 2 implements.

The e-Hydro™ Transmission. With TwinTouch™ forward/reverse pedals, LoadMatch™ to prevent stalls while lifting, SpeedMatch™ to slow max speeds for precision tasks, MotionMatch™ to protect turf from stops and starts, eThrottle™ for fuel efficiency and noise and Cruise Control. Just like a car.



Optional 440R Quik-Park Loader. Easy to attach/detach. The lift capacity at full height measured at the pivot is 2,539 lbs (1,154 kg). That's heavy lifting. Mechanical Self-Leveling option available.



Telescoping draft links. The lower links can extend, making it easier to line up mounting holes on the tractor and implement.



Optional John Deere Quik-Knect™. Click PTO driven implements (115 PTO HP or less) into the back of your tractor quickly and easily. Avoid scraped knuckles.



Heavy Duty Front Axle. Two big, round bales. Two feed spots. No problem. 4M Heavy Duty Tractors only

THE 4R TRACTOR

The Pinnacle. To the Power of 4.

The tough, 4-cylinder Yanmar® diesel engine powered, 4052R, 65.9 HP (48.5 kW) 4066R, and the 74.3 HP (55.4 kW) 4075R have the best of just about everything. The overall benefits of these four-wheel drive tractors reach new heights of engineering excellence.



The 440R Mechanical Self-Leveling (MSL) Loader. Start level and stay level the easy way.

The standard features are powerful



LED Headlight and Work Lights. High-visibility lighting for those who start earlier and finish later. You know who you are.



HitchAssist™ 3-Point control. Align an implement from the back of your tractor with controls that creep the tractor backwards or forwards and adjust link positions to connect easily.



The e-Hydro™ Transmission. With TwinTouch™ forward/reverse pedals, LoadMatch™ to prevent stalls during heavy load applications, SpeedMatch™ to slow max speeds for precision tasks, MotionMatch™ to protect turf from stops and starts, eThrottle™ for fuel efficiency and noise and Cruise Control. Just like a car.





The operator cab with large, adjustable seat.

Reach controls in comfort and be able to check rear implements with ease.



Serviceability is strong.

A 200-hour oil change interval. A sliding front grill to service the battery and radiator. Convenient spots to check engine and hydraulic oil levels. Power up.



Heavy Duty Front Axle.

Tackle heavier loads with confidence. Dig deeper and get more work done faster. The 4075R makes easy work of clearing snow, logs, rocks ... you name it.



Electro-Hydraulic (EH) Hitch.

Set your electro-hydraulic hitch from inside the cab. Lock in the same depth level, every pass. No guesswork.



The optional Snow Cab with heat and A/C.

Great visibility, low noise, and you control the temperature. The air-ride seat is standard on the 4066R Tractor with a cab. Optional on others.



The PowrReverser™ Transmission option.

This 12F/12R gear drive transmission features a reverser lever located by the left side of the steering wheel for direction changes with a foot throttle to free hands for loader work, steering and direction changes.



John Deere Hydraulic Downforce Kit.

Add downward pressure in hard soil conditions.

IMPLEMENTS AND ATTACHMENTS.

Versatility. To the Power of 4.

More than 50 implements and hundreds of attachments are ready and waiting. From front loaders, backhoes and wheel rakes to canopies, work lights and batteries, John Deere and Frontier implements along with quality attachments do it all. Hookup is fast and easy, high performance is a given.



Telescoping Draft Links



Rear attaching snow blower and 4-season cab with heat and A/C. (4R only).



Front and Rear Hay Spear. 4M HD Tractor only.



485A Backhoe with lighting guards and wheel weights.



■ Posthole Diggers



4 SERIES

■ Rear Blades



■ Landscape Rakes



■ Rotary Cutters



■ 440R Quik-Park™ Loader

Category 1 implements or Category 2 Implements? Many large property owners with big projects and long task lists, landscapers, cow/calf operations and poultry houses use both category 1 and category 2 implements. We offer both. In fact, the category 1, 2 Three Point Hitch on 4M Heavy Duty Tractors make switching between the two categories easy and simplifies inventory management.

400E, 440R or the 440R MSL Front Loaders get it done with an easy-to-attach/detach Quik-Park™ loader or Mechanical Self-Leveling (MSL) loader (4M HDs and 4Rs only). Heavy-duty buckets, 4-in-1 buckets, pallet forks and snow pushes are available. Joystick loader controls are standard on all models.

The 485A Backhoe has a full 180-degree bucket rotation, fast cycle times and a bucket digging force of more than 3,700 pounds (1678 kg) with a dig depth of up to 8 ft. 6 in. (2438mm). Buckets range from 12- to 24-inches (305-610mm) wide. Optional Ripper, Trenching Bucket, Mechanical and Hydraulic Thumbs are available for Backhoes. The Quik-Tatch™ technology installs or detaches without removing the 3-point hitch. A real time-saver.



■ Tillers



■ Rear Box Blades



Optional Attachments



Forward Lighting Kit, Rear Work Light and 360° LED Lighting
Enjoy increased visibility when working in low-light conditions. Lights mount to brush guards located on the ROPS.



Lighting Brush Guard Kits (Two Guards)
Available for both the warning lights and additional lighting options.




Engine Coolant and Transmission Oil Heaters
For cold weather operation, be ready with these kits to warm your machine.



Mirror Kits
For greater visibility of what's behind you while focusing on what's ahead.




Rear Ballast Options
For enhanced loader performance and tractor stability, a ballast box with optional extension and rear wheel weights are available.




Wheel Spacers (140 mm)
Widens the wheelbase for stability and a smooth ride when working on uneven ground and hillsides.



Quik-Tatch Weights, 42 lb (19.1 kg) and 70 lb (32.7 kg)
Add some extra weight to the front of the machine easily and securely with Quik-Tatch weights.



3rd Function Loader Hydraulics
Provides hydraulic couplers at the front of the loader boom for operating implements such as the Frontier 4-n-1 bucket, grapples and hydraulically adjusted blades.



Top And Tilt Kit
Allows hydraulic positioning, left/right and forward/backward, from the operators seat using the loader joystick. Ideal for use in box blade or rear blade applications.



Front Fenders And Rear Fender Extensions
Keep it clean by protecting yourself, the tractor and the implements from debris flying off the tractor tires.

For Front Fenders and Rear Fender Extensions. 4R Only



Front Hitch
Add a category 1 front hitch to easily connect and disconnect a front non-PTO driven implement.

4M and 4R only



Tool Storage
Tool Storage solutions provide a simple way to carry the most commonly used landscaping tools and power equipment on the tractor.



Additional Selective Control Valves and Power Beyond Kits*

Add rear implements with hydraulic functions like blades, snow blowers and a backhoe with a third, fourth or fifth SCV and Power Beyond Kit.

*For backhoes and wood chippers.

Maintenance Parts



Filter Pak
The key to do it yourself maintenance when it comes to changing your tractor filters.



Plus-50™ II Oil
The only engine oil you really ever need on the farm, in the field, or on the highway.



Batteries
John Deere StrongBox™ Batteries and high performance batteries are a versatile, reliable solution. Economy options available.



Hy-Gard Hydraulic/Transmission Oil™
Provides the best performance and wear protection for John Deere hydraulic and transmission systems. Formulated with friction modifiers that provide smooth clutch engagement and high braking capacity with minimum chatter.

6-YEAR / 2,000 HOUR LIMITED POWERTRAIN WARRANTY

We're backing these tractors with a reliable 6-Year Powertrain Warranty.¹ It's standard, comes at no cost, and covers both residential AND commercial use. It's just one more reason why—Nothing Runs Like a Deere.[™]

¹All Compact Utility Tractors purchased new from an authorized John Deere Dealer come standard with a 6 year/2000 hour (whichever comes first) Powertrain Warranty. See the Limited Warranty for New John Deere Turf & Utility Equipment at dealer for details.

POWERGARD™ PROTECTION PLANS*

Protect your 4 Series Tractor with a PowerGard Protection Plan. It provides parts and labor coverage up to five years beyond your manufacturer's warranty. And if you sell your machine before the coverage term ends, the remaining coverage is fully transferable to the next owner—adding value to your resale or trade-in. Talk to your dealer for details. Or visit us online.

*Certain limitations and exclusions may apply. For complete terms and conditions, please refer to www.johndeere.com/pppr or www.johndeere.ca/pppr.



The Augusta Georgia Factory

All 4 Series Tractors are **designed, assembled, tested and distributed** out of our Augusta, Georgia Factory. Learn more about how we run at JohnDeere.com/4Series or JohnDeere.ca/4Series.

John Deere Financing

In the world of loader work, digging trenches, clearing ground, leveling driveways, putting in fences, sweeping sidewalks and caring for livestock and crops, you can count on John Deere Financial. Just like John Deere Tractors, our roots run deep in some of the healthiest, high producing fields and farms in the world and we're proud of the long-standing relationships we have with small farmers and large farming operations alike.

The lay of the land of commercial landscapers, sports turf complexes, golf courses, municipalities and federal governments are no strangers to us either. Put the strength and flexibility of John Deere Financing behind your purchase. We know the landscape you work in and we're committed to helping you get what you need. You can bank on it.

US: JohnDeere.com/4Series

CA: JohnDeere.ca/4Series



HELP YOURSELF

Our full list of implements and attachments would rival the longest to-do list. Let TipsNotebook.com show you how to use them.

SPECIFICATIONS

	4044M	4052M	4066M	4052M Heavy Duty
ENGINE	Yanmar® 4TNV88C-MJT	Yanmar® 4TNV86CT-MJT	Yanmar® 4TNV86CHT-MJT	Yanmar® 4TNV86CT-MJT
Type	Naturally-aspirated 4-cylinder Diesel	Turbocharged 4-cylinder Diesel	Turbocharged 4-cylinder Diesel	Turbocharged 4-cylinder Diesel
HP (Kw)*	43.1 (31.7)	51.5 (37.9)	65.9 (48.5)	51.5 (37.9)
PTO HP Gear Transmission – hp(Kw)	34.6 (25.8)	42.2 (31.4)	58 (53.2)	—
PTO HP Hydro Transmission – hp(Kw)	33.6 (25.0)	41.2 (30.7)	57 (42.5)	40.8 (30.5)
Engine Displacement cu in. (L)	133.5 (2.189)	127.6 (2.091)	127.6 (2.091)	127.6 (2.091)
ELECTRICAL				
Battery Power	770 CCA	770 CCA	770 CCA	770 CCA
Alternator	75 A	75 A	75 A	75 A
HYDRAULICS				
Type	Open Center	Open Center	Open Center	Open Center
Pump Type	Dual Independent	Dual Independent	Dual Independent	Dual Independent
Remote Control Valves	3/4/5 optional	3/4/5 optional	3/4/5 optional	NA
Total Capacity gpm (l/min)	15.9 (60.2)	15.9 (60.2)	15.9 (60.2)	15.9 (60.2)
TRANSMISSION				
Standard Transmission	12F/12R PowrReverser™	12F/12R PowrReverser™	12F/12R PowrReverser™	3F/3R Hydrostatic
Optional Transmission	3F/3R Hydrostatic	3F/3R Hydrostatic	3F/3R Hydrostatic	—
Final Drive	Planetary	Planetary	Planetary	Planetary
Brakes	Wet Disk	Wet Disk	Wet Disk	Wet Disk
Steering	Power	Power	Power	Power
Clutch	Wet disk, PowrReverser	Wet disk, PowrReverser	Wet disk, PowrReverser	—
4WD	Standard MFWD	Standard MFWD	Standard MFWD	Standard MFWD
PTO				
PTO Type	Independent 540	Independent 540	Independent 540	Independent 540
PTO Locations	Rear	Rear	Rear	Rear
Economy PTO	No	No	No	No
REAR HITCH				
Type	Category 1	Category 1	Category 1	Category 1/2
Lift Capacity (24 in. behind link arms)	2,500 lb. (1,135 kg)	2,500 lb. (1,135 kg)	2,500 lb. (1,135 kg)	2,500 lb. (1,135 kg)
Lift Capacity (At link ends)	3,130 lb. (1,420 kg)	3,130 lb. (1,420 kg)	3,130 lb. (1,420 kg)	3,130 lb. (1,420 kg)
OPERATING WEIGHT				
OOS (Open Operator Station)	3,770 lb. (1,710 kg)	3,770 lb. (1,710 kg)	3,770 lb. (1,710 kg)	4,255 lb (1,934 kg)
Cab	—	—	—	—
STANDARD TIRES**				
Front	8-16 (6PR, R1 Bar, 2 Position)	8-16 (6PR, R1 Bar, 2 Position)	8-16 (6PR, R1 Bar, 2 Position)	31.5x13-16.5 (10PR, R4 Industrial, 2 Position)
Rear	13.6x28 R1	13.6x28 R1	13.6x28 R1	16.9-24 R4
Roll Over Protective Structure	Folding	Folding	Folding	Folding
ComfortGard™ Cab	No	No	No	No
Air Ride Seat	No	No	No	No
Wheelbase	73 in. (1,855 mm)	73 in. (1,855 mm)	73 in. (1,855 mm)	73 in. (1,855 mm)

*Manufacturer's estimate of engine power 97/68/EC rated power (gross), hp (kW) **Additional tire options available. See dealer for details.

4066M Heavy Duty	4044R	4052R	4066R	4075R
Yanmar® 4TNV86CHT-MJT	Yanmar® 4TNV88C-MJT	Yanmar® 4TNV86CT-MJT	Yanmar® 4TNV86CHT-MJT	Yanmar® 4TNV86CHT-MJT
Turbocharged 4-cylinder Diesel	Naturally-aspirated 4-cylinder Diesel	Turbocharged 4-cylinder Diesel	Turbocharged 4-cylinder Diesel	Turbocharged 4-cylinder Diesel
65.9 (48.5)	43.1 (32.1)	51.5 (37.9)	65.9 (48.5)	74.3 (55.4)
—	34.6 (25.8)	42.2 (31.4)	58 (53.2)	—
51.9 (38.7)	33.6 (25.0)	41.2 (30.7)	57 (42.5)	60 (44.7)
127.6 (2.091)	133.5 (2.189)	127.6 (2.091)	127.6 (2.091)	127.6 (2.091)
ELECTRICAL				
770 CCA	770 CCA	770 CCA	770 CCA	770 CCA
75 A	75 A	75 A	75 A	75 A
HYDRAULICS				
Open Center	Open Center	Open Center	Open Center	Open Center
Dual Independent	Dual Independent	Dual Independent	Dual Independent	Dual Independent
NA	3/4/5 optional	3/4/5 optional	3/4/5 optional	3/4/5 optional
15.9 (60.2)	15.9 (60.2)	15.9 (60.2)	15.9 (60.2)	15.9 (60.2)
TRANSMISSION				
3F/3R Hydrostatic	3F/3R Hydrostatic	3F/3R Hydrostatic	3F/3R Hydrostatic	3F/3R Hydrostatic
—	12F/12R PowrReverser™	12F/12R PowrReverser™	12F/12R PowrReverser™	12F/12R PowrReverser™
Planetary	Planetary	Planetary	Planetary	Planetary
Wet Disk	Wet Disk	Wet Disk	Wet Disk	Wet Disk
Power	Power	Power	Power	Power
—	Wet disk, PowrReverser	Wet disk, PowrReverser	Wet disk, PowrReverser	Wet disk, PowrReverser
Standard MFWD	Standard MFWD	Standard MFWD	Standard MFWD	Standard MFWD
PTO				
Independent 540	Independent 540	Independent 540	Independent 540	Independent 540
Rear	Rear	Rear	Rear	Rear
No	Optional	Optional	Optional	Optional
REAR HITCH				
Category 1/2	Category 1	Category 1	Category 1	Category 1
2,500 lb. (1,135 kg)	2,500 lb. (1,135 kg)	2,500 lb. (1,135 kg)	2,500 lb. (1,135 kg)	2500lb (1,135 kg)
3,130 lb. (1,420 kg)	3,130 lb. (1,420 kg)	3,130 lb. (1,420 kg)	3,130 lb. (1,420 kg)	3130 lb (1,420 kg)
OPERATING WEIGHT				
4,255 lb (1,934 kg)	3,770 lb. (1,710 kg)	3,770 lb. (1,710 kg)	3,770 lb. (1,710 kg)	—
—	4,675 lb. (2,120 kg)	4,675 lb. (2,120 kg)	4,675 lb. (2,120 kg)	4828 lb (2,190 kg)
STANDARD TIRES**				
31.5x13-16.5 (10PR, R4 Industrial, 2 Position)	8-16 (6PR, R1 Bar, 2 Position)	8-16 (6PR, R1 Bar, 2 Position)	8-16 (6PR, R1 Bar, 2 Position)	8-16 (6PR, R1 Bar, 2 Position)
16.9-24 R4	13.6x28 R1	13.6x28 R1	13.6x28 R1	13.6-28 (4PR, R1 Bar, 5 Position)
Folding	Folding	Folding	Folding	Folding
No	Optional	Optional	Optional	Standard
No	Optional with cab	Optional with cab	Optional / Standard on cab	Standard
73 in. (1,855 mm)	73 in. (1,855 mm)	73 in. (1,855 mm)	73 in. (1,855 mm)	73 in. (1,855 mm)



Run With Us | Nothing Runs Like a Deere.™

Three helpful resources to find your new 4 Series Tractor:

US: [JohnDeere.com/4Series](https://www.johndeere.com/4Series)

CA: [JohnDeere.ca/4Series](https://www.johndeere.ca/4Series)

Visit your John Deere Dealer

This literature has been compiled for worldwide circulation. While general information, pictures and descriptions are provided, some illustrations and text may include finance, credit, insurance, product options and accessories NOT AVAILABLE in all regions. PLEASE CONTACT YOUR LOCAL DEALER FOR DETAILS. John Deere reserves the right to change specification, design and price of the products described in this literature without notice. John Deere's green and yellow color scheme, the leaping deer symbol, and JOHN DEERE are trademarks of Deere & Company. Copyright 2023, Deere & Company.



JOHN DEERE